



# Creativity Camps

*Paint your room like Van Gogh*



ALEXANDRA  
PALACE


Haringey  
LONDON

HERITAGE  
FUND

matchroom.  
Charitable Foundation

Supported by  
BBC  
Children  
in Need

© BBC 2007 Reg. charity England  
& Wales no. 802052 and Scotland  
no. SC039557



# Introduction

***Welcome to Creativity Camps ONLINE!***

***There's plenty to keep young people busy this half term, even in lockdown. Learn new skills from our inspiring roster of artists from the fields of experimental music, set design and fine art.***



***Alice Haskell***

Alice is a painter and illustrator based in South London. Alice teaches drawing skills and leads mindfulness workshops for all ages. She believes that everyone should be drawing, every day. Alice works digitally, in acrylic paint, watercolour, gouache, pen and ink.

*this is your chance to get involved!*

*Have fun!*



# Paint your room like Van Gogh

Let's Van Go!



**YOU WILL NEED**  
Coloured pencils,  
paper, paints, oil pastels  
or even crayons if you  
have them!



**ASK ALICE**  
She's here to help



thanks Alice.



**My 'Bedroom in Arles'**  
- 1888

# Let's get started




Now, grab a piece of paper.  
Map out your room using a light coloured pencil.  
Try to fill up your whole page with your drawing!  
Vincent went right to the edges of his canvas.

First, find a place to sit. Get comfy!  
Have a look around - what can you see?  
What objects interest you?


Are you sitting comfortably?



You can choose to paint your living room, kitchen or bedroom for this activity!



Great start!



Use your pencil very softly.  
That way, if you make a mistake,  
you can correct it easily!



**Now use a bolder, heavier line to outline your furniture. Outline your biggest piece of furniture first.**



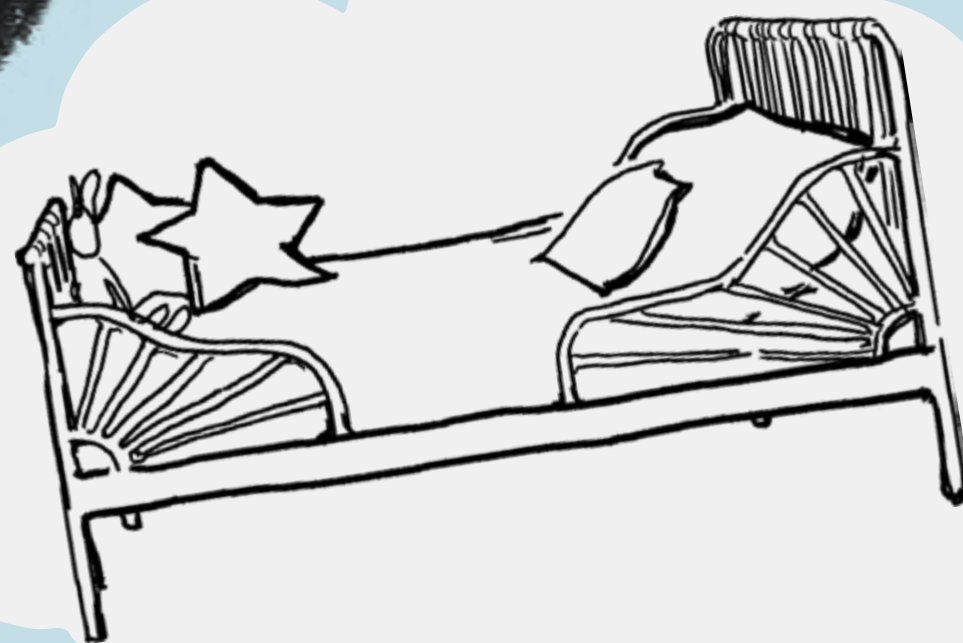
Cool crib!



**Do you want to use black, like Vincent used on his bedside table?**



What colour outline will you choose?




**Or do you choose a different colour to outline a piece of furniture? Vincent used a blue to outline his chair!**

**Here is one of my sketches from a letter to my brother, Theo.**





**Outline any of your favourite details in your room. Can you see any clothes? Any cups or plates? Anything hung up on the walls?**



*What colour outline will you choose?*



**Vincent's Drawings**




Vincent

**Draw your objects with a black outline or a different funky colour, like green or dark pink.**



**I liked to display my artwork on the walls of my bedroom. It made me happy!**

**Van Gogh was inspired by the work famous Japanese artists, like Hokusai, in their printmaking who often didn't use shadows.**



*Do you put your artwork up on the wall? Maybe you should!*





Now you are ready to colour it in. Look at how Vincent uses his brush strokes. They are short strokes, all lined up next to each other and often going in the same direction. Vincent liked to use directional brush strokes, to create a sense of movement.



Take some time to practice these 'dash' style brush strokes. When you're ready, colour in!



Paint



Felt Tip Pen



Coloured Pencil




Oil Pastel



I love mustard yellow, ultramarine and sap green.

Choose your most vibrant shades to colour in your room






# Keep drawing



Stunning  
line work!




Figurative yet  
expressionistic!

***Now you have learnt how to draw and paint in the style of Van Gogh, you can amaze your friends and family by applying these techniques to any drawing. For example, a self portrait like this picture of me. Off you Van Gogh and GET DRAWING!***





# Creativity Camps




Check out our  
website for more


*Thank you for taking part.*

*We always love to see your work, please send pictures to  
[learning@alexandrapalace.com](mailto:learning@alexandrapalace.com)*

*See you  
next time*



*Record Player*



*Shadow Puppets*



*Drawing like Van Gogh*